

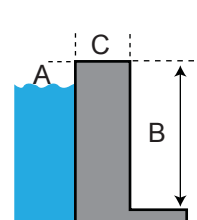
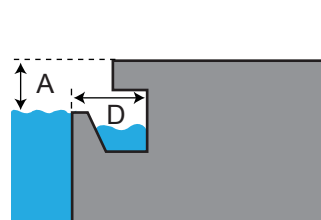
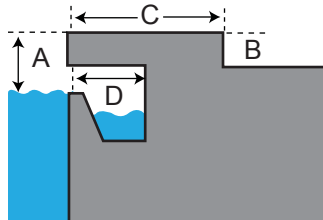
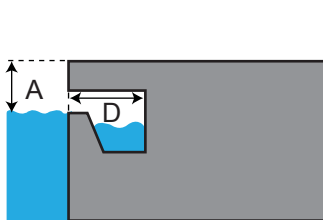
deck profile sheet

pool lifts

1. Preferred Lift: PAL Splash! aXs

2. Gutter Configuration:

Fully recessed gutter Fully recessed gutter w /parapet Partially recessed gutter Above ground spa

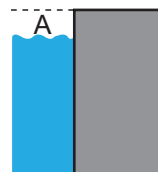
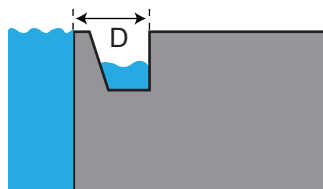
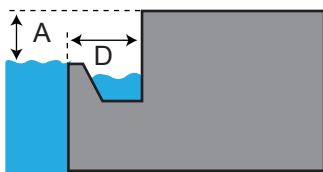


Rollout gutter

Flush gutter and deck w/ or w/o bullnose

Standard backyard pool

Other: (please draw)



3. Deck Material (check one): Concrete Pavers Wood (Please request wood deck worksheet)

4. Distance from pool deck to water line (A): _____

If applicable:

5. Height of curb (B): _____

6. Width of curb (C): _____

7. Width of gutter (D): _____

8. Decorative stone setback: _____

Note: As pools may vary, please insert accurate measurements for your pool in the space provided. Manufacturer will configure the lift to match your unique poolside specifications. Order cannot be processed without the required fields entered above.

Please email this completed form to sales@spinlife.com.

Project Name	City	State
--------------	------	-------

Project Contact Name	Email	Phone
----------------------	-------	-------

S.R.Smith Customer Name	PO Number
-------------------------	-----------

Contact Name	Email	Phone
--------------	-------	-------

toll free **888.628.1148**
 fax **614.564.1401**
 web **www.patientliftdeals.com**

